

# 2013 Gasparilla Men's Classic

## Meet Results







Mar 1-3, 2013

Page: 1  
Printed: 3/1/2013 9:10 PM

Men / 4 / A

Session: FR1

Judge's Signatures

Rank	Num	Name	Gym							AA
1	409	Michael Andoniades	Bayside	<b>9.100</b> 1	<b>9.700</b> 1	8.900 7T	8.900 4	<b>9.800</b> 1	9.500 4	<b>55.900</b> 1
2	412	Darren Burg	Bayside	8.000 7	8.200 8T	9.500 2	9.300 2	9.500 2	10.000 2	54.500 2
3T	402	Jimmy Panasci	Fit Club	7.200 8T	9.400 3	<b>9.800</b> 1	8.700 6*	8.700 3T	<b>10.100</b> 1	53.900 3T
3T	421	Rupin Talwar	LaFleur's Tampa	9.000 2T	9.100 5T	8.900 7T	8.700 6*	8.600 5T	9.600 3	53.900 3T
5	417	Jack Klingel	Bayside	8.700 5	9.100 5T	9.400 3	9.000 3	8.600 5T	8.900 7T	53.700 5
6	416	Joshua Bailey-Flaschner	Bayside	9.000 2T	9.300 4	9.300 4	8.800 5	7.600 11	9.000 5T	53.000 6
7	426	Philip Tomaszewski	Oldsmar	8.500 6	8.200 8T	9.000 6	<b>9.400</b> 1	8.300 7T	8.900 7T	52.300 7
8	413	Phynyx Tatro	Bayside	7.200 8T	9.000 7	8.800 9	8.500 9T	8.100 9	7.700 9	49.300 8
9	422	Chris Demas	Oldsmar	9.000 2T	6.100 11	6.300 11	8.600 8	8.300 7T	7.200 11	45.500 9
10	410	Daniel Perry	Bayside	6.900 10	6.900 10	7.300 10	8.500 9T	7.800 10	7.400 10	44.800 10
11	407	Frankie Curci	Oldsmar	0.000 11	9.600 2	9.100 5	0.000 11	8.700 3T	9.000 5T	36.400 11

# 2013 Gasparilla Men's Classic

## Meet Results







Mar 1-3, 2013

Page: 1  
Printed: 3/1/2013 9:10 PM

Men / 4 / B

Session: FR1

Judge's Signatures

Rank	Num	Name	Gym							AA
1	432	Jaden Morgan	Orlando Metro	10.100 2	<b>10.500</b> 1	<b>10.700</b> 1	9.400 2	9.600 2	<b>10.500</b> 1	<b>60.800</b> 1
2	429	Caleb Adams	Top Contenders	<b>10.500</b> 1	8.700 5	9.700 4T	<b>9.600</b> 1	9.300 3	10.000 3	57.800 2
3	464	Matthew Smith	East Coast	9.700 3T	8.800 4	9.900 2T	9.300 3T	<b>9.800</b> 1	10.200 2	57.700 3
4	449	Daniel Bleichner	East Coast	9.700 3T	9.600 2	9.700 4T	9.100 5T	9.000 5	9.700 4	56.800 4
5	463	Joey Wells	South Florida	8.500 7	7.900 7T	9.900 2T	9.300 3T	8.700 6	9.600 5	53.900 5
6	427	Blayne Button	South Florida	9.400 5	7.900 7T	9.600 6	8.500 9	9.200 4	8.900 8	53.500 6
7	444	Adam Garcia	Fit Club	7.700 8T	9.100 3	8.800 7	9.100 5T	7.700 9	9.200 6	51.600 7
8	460	Colton Ray	Oldsmar	7.700 8T	8.200 6	8.400 8	8.700 7	8.500 7	9.000 7	50.500 8
9	438	Liam Phagan	Coral Reef	9.100 6	6.200 9	8.000 9	8.600 8	7.800 8	7.300 9	47.000 9
10	433	Shawn Warden	Bayside	3.000 10	3.000 10	5.000 10	5.500 10	6.000 10	5.000 10	27.500 10

# 2013 Gasparilla Men's Classic

## Meet Results







Mar 1-3, 2013

Page: 1  
Printed: 3/1/2013 9:09 PM

Men / 4 / C

Session: FR1

Judge's Signatures

Rank	Num	Name	Gym							AA
1	472	Alex Richardson	LaFleur's Tampa	10.100 3	<b>10.900</b> 1	<b>10.200</b> 1	9.500 2T	<b>10.700</b> 1	<b>10.300</b> 1T	<b>61.700</b> 1
2	475	Tyler Dusek	Florida Flips	10.500 2	9.600 2	10.100 2	9.100 4	9.800 5	10.100 4	59.200 2
3	496	Alexandr Pomezov	Bayside	10.000 4	9.300 3	9.600 4	9.500 2T	9.900 3T	<b>10.300</b> 1T	58.600 3
4	468	Colby Lucas	Fit Club	<b>10.700</b> 1	8.600 4	9.400 7	<b>9.600</b> 1	9.100 7	10.000 5	57.400 4
5	205	Jesse McDuffie	East Coast	9.400 5T	7.800 8	10.000 3	8.900 7T	9.700 6	9.100 6	54.900 5
6	202	Robert Tracey	Coral Reef	9.100 7	7.300 10	9.500 5T	8.000 12	10.000 2	10.200 3	54.100 6
7	484	Gage Carpenter	Florida Flips	9.400 5T	8.500 5	9.000 9	9.000 5T	8.300 12	8.800 8	53.000 7
8	491	Oscar Steinhardt	LaFleur's Tampa	7.400 11	7.700 9	9.500 5T	8.700 10	9.900 3T	8.900 7	52.100 8
9	489	Colin McCormack	Apollo	7.900 9	8.000 6T	8.700 10	8.900 7T	8.800 9	8.100 9	50.400 9
10	201	Sean Noble	East Coast	8.300 8	6.800 12	9.200 8	8.800 9	8.700 10	6.800 12	48.600 10
11	473	Vaughan Eihl	Apollo	7.600 10	6.900 11	7.700 12	9.000 5T	8.900 8	8.000 10	48.100 11
12	483	Jacob Alalof	Apollo	6.900 12	8.000 6T	7.900 11	8.500 11	8.400 11	7.800 11	47.500 12

# 2013 Gasparilla Men's Classic

## Meet Results







Mar 1-3, 2013

Page: 1  
Printed: 3/1/2013 9:09 PM

Men / 4 / D

Session: FR1

Judge's Signatures

Rank	Num	Name	Gym							AA
1	218	Nicolas Santiago	Orlando Metro	10.000 4	10.200 3	<b>10.800</b> 1	9.200 2	10.500 2	<b>11.500</b> 1	<b>62.200</b> 1
2	207	Colton Johnson	Florida Flips	<b>10.800</b> 1	<b>10.500</b> 1T	10.600 2	8.700 7T	<b>10.900</b> 1	10.500 2T	62.000 2
3	223	Ace Harrison	Florida Flips	10.600 2T	9.700 4	10.500 3	9.100 3	10.300 3	10.500 2T	60.700 3
4	214	Charlie King	Oldsmar	10.600 2T	8.500 6	9.700 5	<b>9.500</b> 1	9.500 4	9.900 4T	57.700 4
5	206	Wade Green	LaFleur's Tampa	9.100 5	<b>10.500</b> 1T	9.400 7T	9.000 4T	9.400 5T	9.900 4T	57.300 5
6	213	Preston Millhouse	Apollo	8.000 8	9.200 5	10.000 4	8.600 9	9.400 5T	9.900 4T	55.100 6
7	854	Mariano Valero	Coral Reef	9.000 6	6.700 11	9.400 7T	8.500 10	9.400 5T	8.900 7T	51.900 7
8	225	Bryce Merrill	East Coast	6.900 9T	7.100 10	9.500 6	9.000 4T	8.800 8	7.900 10	49.200 8
9	224	Joe Klingel	Bayside	6.000 12	7.200 8T	9.200 9	8.700 7T	8.500 11	8.900 7T	48.500 9
10	219	Ronan Cameron	Coast Elite	8.600 7	7.200 8T	8.900 10	8.900 6	8.600 10	6.000 12	48.200 10
11	212	Max Fonseca	LaFleur's Tampa	6.500 11	8.300 7	7.900 11	8.200 11	8.700 9	8.000 9	47.600 11
12	215	Daniel Weiss	Bayside	6.900 9T	4.000 12	6.500 12	7.300 12	6.700 12	6.400 11	37.800 12

# 2013 Gasparilla Men's Classic

## Meet Results







Mar 1-3, 2013

Page: 1  
Printed: 3/1/2013 9:09 PM

Men / 4 / E

Session: FR1

Judge's Signatures

Rank	Num	Name	Gym							AA
1	251	Joshua George	Sun Country	8.500 7	9.300 6	<b>10.400</b> 1	9.200 2	9.300 3T	<b>10.300</b> 1	<b>57.000</b> 1
2	228	James Arnaiz	Fit Club	<b>10.200</b> 1	9.400 5	9.100 7T	<b>9.500</b> 1	8.900 7T	9.800 4	56.900 2
3	233	Garrett Schooley	South Florida	9.700 2	9.500 3T	9.800 4T	9.000 4	9.000 6	9.200 8	56.200 3
4T	230	Logan Hatfield	Top Contenders	8.000 9	9.700 2	10.200 2	8.700 8	9.200 5	10.100 2	55.900 4T
4T	243	Tyson Phelps	LaFleur's Tampa	8.600 6	9.500 3T	9.800 4T	8.400 10	9.600 2	10.000 3	55.900 4T
6	244	Asher Gonzalez	LaFleur's Tampa	9.000 4T	<b>10.700</b> 1	8.900 9T	8.800 6T	8.900 7T	9.400 6	55.700 6
7	265	Zachary Schwartz	Orlando Metro	9.000 4T	8.200 7	9.900 3	9.100 3	9.300 3T	9.700 5	55.200 7
8	256	Daniel Gordiyenko	Bayside	9.100 3	7.700 8	9.400 6	8.900 5	<b>9.700</b> 1	9.300 7	54.100 8
9	241	Jeremy Barton	Bayside	8.300 8	7.500 9	9.100 7T	8.800 6T	8.400 11	8.800 9T	50.900 9
10	255	Jake Mruk	South Florida	7.200 10	7.100 11	8.900 9T	7.500 12	8.700 9	8.800 9T	48.200 10
11	267	Blake Babers	Apollo	6.900 11	7.200 10	7.400 12	8.600 9	8.500 10	7.800 11	46.400 11
12	247	Logan Mottashed	Coast Elite	6.800 12	6.300 12	8.100 11	7.800 11	8.200 12	6.800 12	44.000 12

# 2013 Gasparilla Men's Classic

## Meet Results







Mar 1-3, 2013

Page: 1  
Printed: 3/1/2013 9:09 PM

Men / 4 / F

Session: FR1

Judge's Signatures







Rank	Num	Name	Gym							AA
1	278	Boston Laney	Sun Country	8.300 6T	9.300 2	10.300 2	<b>9.400</b> 1	<b>10.700</b> 1	10.500 2	<b>58.500</b> 1
2	286	Callahan Blair	Apollo	8.400 5	<b>9.800</b> 1	<b>10.400</b> 1	8.900 4T	9.600 2T	<b>10.600</b> 1	57.700 2
3	273	Nicholas Irving	Sun Country	9.000 2	9.000 3	9.900 4	8.900 4T	9.600 2T	9.700 6	56.100 3
4	279	Carson Stuart	South Florida	<b>9.300</b> 1	8.200 6	10.100 3	8.600 8	8.500 6T	10.000 4	54.700 4
5	299	Thomas Weber	Sun Country	8.800 3	8.800 4	8.900 8T	9.000 2T	9.400 5	9.500 7	54.400 5
6	294	Garrison Vaughan	Apollo	8.200 8T	8.300 5	9.000 7	8.900 4T	9.600 2T	9.800 5	53.800 6
7	856	Joshua Bradley	Apollo	8.300 6T	6.800 8	9.600 5	9.000 2T	8.300 8	10.400 3	52.400 7
8	281	Luke Kehrer	South Florida	8.200 8T	7.600 7	9.500 6	8.900 4T	8.000 9	7.000 10T	49.200 8
9	853	Jordan Reidy	Naples Progressive	8.700 4	4.500 10	7.900 10	8.400 9	8.500 6T	8.200 8	46.200 9
10	855	Michael Pailleve	Coral Reef	8.100 10	4.200 11	8.900 8T	7.900 10	7.600 10	7.000 10T	43.700 10
11	270	Walker Speir	South Florida	7.700 11	6.500 9	6.800 11	7.400 11	7.000 11	8.000 9	43.400 11

# 2013 Gasparilla Men's Classic

## Team Results

Mar 1-3, 2013

Men / 4 / All Ages  
Session: FR1







Rank	Gym	Team	Score						
1	LaFleur's Tampa	41L	<b>177.500</b>	28.200 2T	32.100 1	29.500 3	27.300 3	30.200 1	30.200 2
2	Bayside	41L	<b>172.000</b>	28.200 2T	28.300 2	28.500 4	27.800 1	29.400 2	29.800 3
3	Apollo	41L	<b>168.600</b>	24.900 5	27.300 3	30.000 1	26.900 5	28.600 3	30.900 1
4	South Florida	41L	<b>166.700</b>	28.400 1	25.600 5	29.800 2	27.200 4	26.900 4	28.800 4
5	Oldsmar	41L	<b>164.400</b>	28.100 4	26.300 4	27.800 5	27.600 2	26.700 5	27.900 5

# 2013 Gasparilla Men's Classic

## Team Results

Mar 1-3, 2013

Men / 4 / All Ages  
Session: FR1

Rank	Gym	Team	Score						
1	Florida Flips	41S	<b>182.200</b>	31.900 1	29.800 1	31.200 2	27.200 5	31.000 1	31.100 2
2	Orlando Metro	41S	<b>178.200</b>	29.100 2	28.900 2	31.400 1	27.700 2	29.400 3	31.700 1
3	Sun Country	41S	<b>172.300</b>	26.300 6	27.600 4	30.600 3	27.600 3	29.700 2	30.500 3
4	Fit Club	41S	<b>169.600</b>	28.600 4	27.900 3	28.300 5	28.200 1	26.700 6	29.900 4
5	East Coast	41S	<b>169.500</b>	28.800 3	26.200 5	29.600 4	27.400 4	28.500 4	29.000 5
6	Coral Reef	41S	<b>153.900</b>	27.200 5	20.200 6	27.800 6	25.100 6	27.200 5	26.400 6