

2014 Gasparilla Men's Classic

Meet Results







Feb 28 - Mar 2, 2014

Page: 1
Printed: 3/1/2014 6:45 PM

Men / 4 / 4.1 A

Session: FR1

Judge's Signatures

Rank	Num	Name	Gym							AA
1	1441	Reese Maynard	Top Contenders	10.100 2	10.200 1	10.100 6	9.400 1	10.400 1	10.300 3T	60.500 1
2	1405	Aaron Guard	Squeeze Gymnastics	9.700 3	9.300 2	10.500 2T	8.700 7T	10.200 3T	10.700 1	59.100 2
3	2401	Marquice Queen	Orlando Metro	9.000 8T	9.200 3T	10.300 4	9.200 3	10.200 3T	10.300 3T	58.200 3
4	1408	Max Jakubowski	Bayside	9.300 6T	8.200 7	10.500 2T	9.300 2	9.000 9	10.400 2	56.700 4
5	1402	Ryan Leslie	Squeeze Gymnastics	9.600 4	7.200 9	10.600 1	8.900 5	10.300 2	9.900 5	56.500 5
6	1407	Jackson Council	Universal Gym Center	10.400 1	9.200 3T	10.000 7	9.100 4	9.900 6	7.800 9	56.400 6
7	2402	Jonathan Hooper	Orlando Metro	9.500 5	8.700 6	9.300 8	8.800 6	10.100 5	9.700 6	56.100 7
8	1401	Mason Daniels	Gymnastics Etc.	9.000 8T	9.100 5	10.200 5	8.700 7T	9.700 7	8.500 8	55.200 8
9	1404	Chris Demas	Oldsmar	9.300 6T	7.700 8	9.200 9	8.700 7T	9.400 8	7.300 10	51.600 9
10	1403	Daniel Perry	Bayside	8.500 10	6.300 10	8.200 10	8.600 10	8.000 10	8.700 7	48.300 10
11	1406	Shawn Warden	Bayside	6.300 11	5.200 11	6.000 11	7.500 11	7.800 11	4.000 11	36.800 11

2014 Gasparilla Men's Classic







Meet Results

Feb 28 - Mar 2, 2014

Men / 4 / 4.1 B

Session: FR1







Judge's Signatures

Rank	Num	Name	Gym							AA
1	2407	Colby Prince	South Florida	11.000 1	10.100 2T	10.700 1T	9.200 4T	11.400 1	10.400 1T	62.800 1
2	2404	Joey Wells	South Florida	10.500 3	10.500 1	10.600 3	9.400 2T	10.700 2	10.200 3	61.900 2
3	2408	Andrew Bueker	South Florida	10.400 4	10.100 2T	10.200 4	9.400 2T	10.400 3T	10.400 1T	60.900 3
4T	2406	Jack Kalli	Apollo	9.800 5	9.200 4	10.700 1T	9.000 7T	9.900 6T	8.500 5	57.100 4T
4T	2410	Matthew Vernocy	LaFleur's Tampa	9.000 9T	8.900 6T	10.000 5	9.500 1	10.400 3T	9.300 4	57.100 4T
6	1411	Anthony Baez	Universal Gym Center	10.700 2	9.000 5	9.600 7T	9.200 4T	9.300 9T	8.200 9	56.000 6
7	2409	Philip Jerger	LaFleur's Tampa	8.700 12	8.900 6T	9.600 7T	8.900 9T	10.000 5	8.300 7T	54.400 7
8	1412	Ayden Maitner	Bayside	9.300 7	7.500 11	9.800 6	8.700 11	9.900 6T	8.400 6	53.600 8
9	1409	Colton Ray	Oldsmar	9.200 8	8.100 8	9.300 11	9.000 7T	9.800 8	8.100 10	53.500 9
10	1410	Braeden Proulx	Fit Club	9.700 6	6.800 12	9.400 9T	9.200 4T	9.300 9T	8.300 7T	52.700 10
11	2405	Alex Danker	LaFleur's Tampa	9.000 9T	7.900 9	9.400 9T	8.900 9T	9.100 12	5.800 12	50.100 11
12	2403	David Donat	LaFleur's Tampa	8.900 11	7.600 10	8.000 12	8.500 12	9.200 11	6.800 11	49.000 12

2014 Gasparilla Men's Classic

Meet Results







Feb 28 - Mar 2, 2014

Rank	Num	Name	Gym							AA
1	2414	Mason Manwaring	LaFleur's Tampa	10.400 2T	10.500 1	10.500 4	9.300 4T	11.200 1	10.800 1	62.700 1
2	1415	Jack Conte	Universal Gym Center	9.600 7	8.600 5T	11.000 1	9.200 6T	10.700 2	10.400 2	59.500 2
3	1417	Jack Darrow	East Coast	10.600 1	9.300 2	10.600 2T	8.800 10T	9.700 10T	10.200 3	59.200 3
4	2412	Sam Romerhaus	Apollo	9.900 5	8.600 5T	10.600 2T	9.200 6T	10.400 3	10.000 4T	58.700 4
5	1419	Collin MacConnell	Harbor City	10.000 4	8.500 8T	9.800 8	9.500 2	10.000 7T	10.000 4T	57.800 5
6	1439	Luc Buetner	Universal Gym Center	9.400 8T	8.700 3T	10.000 6	9.600 1	9.700 10T	9.200 6	56.600 6
7T	1416	Denis Molodetsky	Universal Gym Center	10.400 2T	8.600 5T	9.700 9	9.300 4T	9.900 9	8.600 9	56.500 7T
7T	1413	Sean Noble	East Coast	9.400 8T	8.500 8T	9.900 7	9.400 3	10.200 4T	9.100 7	56.500 7T
9	2411	Daniel Nelson	LaFleur's Tampa	8.900 11T	8.200 10	10.200 5	8.900 8T	10.200 4T	8.500 10T	54.900 9
10	1414	Nathan Holly	ACE	9.800 6	8.700 3T	8.400 12	8.100 12	10.000 7T	9.000 8	54.000 10
11T	2413	Colin Braun	LaFleur's Tampa	8.900 11T	7.100 12	9.400 10	8.800 10T	10.100 6	7.700 12	52.000 11T
11T	1418	Joe Klingel	Bayside	9.000 10	7.600 11	9.300 11	8.900 8T	8.700 12	8.500 10T	52.000 11T

2014 Gasparilla Men's Classic

Meet Results

Feb 28 - Mar 2, 2014

Rank	Num	Name	Gym							AA
1	2420	Jacob Mruk	South Florida	9.500 6	9.200 2	10.500 1T	9.200 5	10.200 1T	10.200 1	58.800 1
2	2419	Cayden Marulanda	LaFleur's Tampa	9.700 4T	9.400 1	10.000 3T	9.100 6T	10.200 1T	9.900 2	58.300 2
3	2416	Santiago Izaguirre	Orlando Metro	10.300 2T	8.900 3	10.500 1T	9.000 8	10.200 1T	9.200 6	58.100 3
4	1423	Anthony Donza	Universal Gym Center	10.700 1	8.800 4T	9.600 9	9.400 2	9.500 9	8.800 7	56.800 4
5	1422	Gabriel Weber	Top Contenders	10.300 2T	7.200 8	10.000 3T	9.500 1	9.700 7	9.500 5	56.200 5
6	2415	Sammy Travers	Apollo	9.300 7	8.800 4T	9.800 7T	9.300 3T	9.000 10	9.700 4	55.900 6
7	2417	Logan Lange	LaFleur's Tampa	9.200 8	8.100 7	9.900 5T	9.100 6T	10.100 4T	8.500 8	54.900 7
8	1420	Hayden Menne	Bayside	9.700 4T	6.900 10	9.800 7T	8.900 9T	9.600 8	9.800 3	54.700 8
9	1424	Evan Casterline	ACE	8.600 9	8.400 6	9.900 5T	8.900 9T	10.100 4T	8.400 9	54.300 9
10	2418	Xander Pascua	Top Flight Tampa	8.400 10	6.100 11	9.400 10	9.300 3T	9.900 6	8.100 10	51.200 10
11	1421	Daniel Hays	Bayside	8.100 11	7.000 9	9.000 11	8.800 11	8.400 11	7.100 11	48.400 11

2014 Gasparilla Men's Classic

Meet Results







Feb 28 - Mar 2, 2014

Page: 1
Printed: 3/1/2014 6:44 PM

Men / 4 / 4.1 E

Session: FR1

Judge's Signatures

Rank	Num	Name	Gym							AA
1	2424	Carson Stuart	South Florida	10.400 2T	10.000 2	11.000 1T	9.400 2T	10.500 2	10.100 2	61.400 1
2	1428	Christian Pomales	Squeeze Gymnastics	10.500 1	10.300 1	10.900 4T	9.500 1	10.100 4	10.000 3T	61.300 2
3	2421	Tyler Tran	Orlando Metro	10.400 2T	9.900 3	10.300 6T	9.400 2T	10.600 1	9.700 6	60.300 3
4	1426	Mikade Harvey	Harbor City	10.300 4	8.400 7	11.000 1T	9.400 2T	10.300 3	10.600 1	60.000 4
5	1427	Alexander Greer	Sun Country	9.900 5	8.700 5T	10.300 6T	9.200 6T	9.100 11	10.000 3T	57.200 5
6	1440	Jace Littlejohn	Orlando Metro	9.300 7	8.900 4	9.600 11	9.100 8	10.000 5	9.400 7T	56.300 6
7	2423	Walker Speir	South Florida	9.600 6	7.500 10	11.000 1T	9.200 6T	9.200 10	9.400 7T	55.900 7
8	1425	Quentin Picheno	East Coast	8.000 11	8.100 9	10.900 4T	9.000 9	9.800 6	9.900 5	55.700 8
9	2425	Luke Kehrer	South Florida	9.100 8	8.700 5T	9.800 9	9.300 5	9.300 9	8.800 10	55.000 9
10	2422	Blake Babers	Apollo	9.000 9	8.300 8	9.700 10	8.400 11	9.600 7T	9.100 9	54.100 10
11	1429	Chase Hartman	Oldsmar	8.900 10	7.300 11	10.100 8	8.900 10	9.600 7T	7.200 11	52.000 11

2014 Gasparilla Men's Classic







Meet Results

Feb 28 - Mar 2, 2014

Men / 4 / 4.1 F

Session: FR1

Judge's Signatures

Rank	Num	Name	Gym							AA
1	1431	Niels VanLue	ACE	10.500 2T	10.500 1	10.700 4	9.400 1	10.800 2	10.800 1	62.700 1
2	2435	Zachary Smith	Apollo	10.400 4	9.700 5	10.900 1	9.300 2T	10.600 3	10.200 4	61.100 2
3	1433	William Hutchinson	ACE	10.500 2T	10.300 2	10.800 2T	9.000 6T	10.300 5	10.100 5	61.000 3
4	2436	Tyler Smith	Apollo	10.600 1	10.000 4	10.800 2T	9.100 5	10.100 7T	9.600 6	60.200 4
5	2427	Garrison Vaughan	Apollo	10.200 5	10.200 3	10.300 6	8.900 9	11.000 1	9.200 7	59.800 5
6	2428	Thomas Woodrow	LaFleur's Tampa	9.100 7T	8.700 7	10.100 7	9.000 6T	10.400 4	10.600 2T	57.900 6
7	2426	Akshay Bhavsar	Orlando Metro	8.900 10	8.800 6	10.500 5	8.500 11	10.100 7T	10.600 2T	57.400 7
8	1430	Kevin McGoldrick	Oldsmar	9.400 6	7.100 11	10.000 8	9.300 2T	10.200 6	7.800 9T	53.800 8
9	2429	Jake Prabhakaran	LaFleur's Tampa	8.800 11	8.400 8	9.300 10	9.000 6T	10.100 7T	7.800 9T	53.400 9
10	1432	Bret Bolton	Harbor City	9.000 9	7.900 9T	9.500 9	9.200 4	10.100 7T	6.700 11	52.400 10
11	2430	Evan Moricz	Apollo	9.100 7T	7.900 9T	8.600 11	8.700 10	9.200 11	7.900 8	51.400 11

2014 Gasparilla Men's Classic

Meet Results







Feb 28 - Mar 2, 2014

Page: 1
Printed: 3/1/2014 6:44 PM

Men / 4 / 4.1 G

Session: FR1

Judge's Signatures







Rank	Num	Name	Gym							AA
1	2431	Joshua Bradley	Apollo	10.300 4T	9.900 1	10.800 1T	9.200 4T	11.500 1	9.900 2	61.600 1
2	2438	Sammy Holland	South Florida	10.800 1	8.800 4	10.700 3	9.500 1	11.100 2	10.400 1	61.300 2
3	2434	Jack Scarlett	South Florida	10.500 2T	9.800 2	10.800 1T	9.000 9	10.300 4T	9.400 5T	59.800 3
4	1437	Jason George	Sun Country	10.300 4T	9.200 3	10.500 4	9.200 4T	10.500 3	9.800 3	59.500 4
5	2432	Felipe Junqueira	South Florida	9.900 6	8.700 5	10.200 7	9.400 2T	10.300 4T	9.400 5T	57.900 5
6	2437	Kody Lawton	South Florida	10.500 2T	8.500 6	10.400 5	9.200 4T	9.800 8	9.100 7	57.500 6
7	2433	Brock Batten	Apollo	9.600 7	8.200 7	10.300 6	9.400 2T	8.900 9	9.500 4	55.900 7
8	1435	Matthew Holloway	Sun Country	8.000 10	7.700 8	9.800 10	8.900 10	10.300 4T	8.700 8	53.400 8
9	1438	Jeremy Hall	Squeeze Gymnastics	9.100 8	6.600 11	9.900 8T	9.200 4T	10.200 7	6.800 10	51.800 9
10	2498	Hayden Mowery	Apollo	8.300 9	7.400 9	9.900 8T	8.700 11	8.100 11	8.000 9	50.400 10
11	1436	Benny Stanford	Bayside	6.900 11	7.000 10	8.800 11	9.200 4T	8.200 10	6.400 11	46.500 11

2014 Gasparilla Men's Classic

Team Results

Feb 28 - Mar 2, 2014

Men / 4 / All Ages
Session: FR1







Rank	Gym	Team	Score						
1	South Florida	4L	188.500	32.300 1	30.700 1	32.800 1	28.300 1T	33.200 1	31.200 2
2	Apollo	4L	185.100	31.300 3	30.100 2	32.500 2	28.000 3	33.100 2	30.100 3
3	LaFleur's Tampa	4L	180.100	29.300 4	28.800 3	30.800 4	27.900 4	32.000 3	31.300 1
4	Universal Gym Center	4L	177.000	31.800 2	27.000 4	31.000 3	28.300 1T	30.500 4	28.400 5
5	Bayside	4L	166.500	28.300 5	23.300 5	30.100 5	27.400 5	28.500 5	28.900 4

2014 Gasparilla Men's Classic

Team Results

Feb 28 - Mar 2, 2014

Men / 4 / All Ages
Session: FR1

Rank	Gym	Team	Score						
1	ACE	4S	180.100	30.800 1	29.500 1	31.400 1T	27.300 3T	31.200 1	29.900 2
2	Orlando Metro	4S	178.800	30.200 2	28.000 2	31.300 3	27.700 2	31.000 2	30.600 1
3	East Coast	4S	171.400	28.000 5	25.900 3	31.400 1T	27.200 5T	29.700 5	29.200 3
4	Harbor City	4S	170.200	29.300 3	24.800 5	30.300 5	28.100 1	30.400 3	27.300 5
5	Sun Country	4S	170.100	28.200 4	25.600 4	30.600 4	27.300 3T	29.900 4	28.500 4
6	Oldsmar	4S	160.400	27.900 6	23.100 6	29.400 6	27.200 5T	29.600 6	23.200 6