

2015 Gasparilla Men's Classic - C







Meet Results

Men / 6 / 6C A

Feb 27 - Mar 1, 2015

Session: 3C

Judge's Signatures

Rank	Num	Name	Gym							AA
1	1602	Brandon Parker	Sun Country	9.600 2	8.500 3	10.700 1	9.300 2T	9.500 2T	6.900 7	54.500 1
2	1604	Alex Hensgen	LaFleur's Tampa	8.200 6	9.100 1	9.900 5	8.800 8	8.200 8	8.700 3T	52.900 2
3	1610	Joed Martir	Stick It	7.900 7	8.000 5	9.800 6T	8.700 9	9.600 1	8.700 3T	52.700 3
4	1603	David Sterling	Chelsea Piers	9.200 3	7.900 6T	9.800 6T	9.300 2T	9.000 6	7.300 6	52.500 4
5	1601	Nicholas Ferry	North Florida - OP	7.700 8	6.400 10	10.300 2T	9.000 6	9.100 5	9.300 1	51.800 5
6	1608	Austin Bybee	LaFleur's Tampa	6.700 9	7.900 6T	9.600 8	9.400 1	9.500 2T	8.600 5	51.700 6
7	1611	Walker Strauss	Chelsea Piers	8.600 5	7.600 8	9.100 9	8.900 7	8.000 9	9.200 2	51.400 7
8	1609	Micah Evans	Naples Progressive	9.700 1	8.300 4	10.000 4	8.300 10	9.200 4	4.300 9	49.800 8
9	1606	Marcus Corulli	Hayden's	8.900 4	8.900 2	10.300 2T	9.100 4T	8.700 7	0.000 10	45.900 9
10	1605	Benjamin Johnson	Apollo	6.100 10	7.000 9	8.800 10	9.100 4T	7.500 10	5.300 8	43.800 10







2015 Gasparilla Men's Classic - C

Meet Results

Feb 27 - Mar 1, 2015

Men / 6 / 6C B
Session: 3C

Judge's Signatures

Rank	Num	Name	Gym							AA
1	1616	Lorenzo Rogers	North Florida - OP	10.900 1	10.500 1	10.400 2T	9.400 5T	10.500 1	8.700 6	60.400 1
2	1613	Igor Magalhaes	Motions Unlimited	10.500 2	9.200 2	10.100 5	9.700 1	10.300 2T	10.300 1	60.100 2
3	1620	Ryan Colon	Park Avenue	10.100 3	8.700 5	10.400 2T	9.600 2T	10.300 2T	10.200 2	59.300 3
4	1618	Alexandr Pomezov	Oldsmar	10.000 4	8.600 6	9.200 8	9.600 2T	10.300 2T	9.400 3	57.100 4
5	1615	Matthew Davis	Gymnastics Plus	8.500 9	9.100 3	10.500 1	9.500 4	9.200 5T	9.200 5	56.000 5
6	1614	Tyler Phaneuf	Gymnastics Plus	9.400 6	7.500 8	10.400 2T	9.200 8	9.000 7	9.300 4	54.800 6
7	651	Riley Trax	Sun Country	9.600 5	7.200 9	9.800 6	9.400 5T	8.200 10	8.600 7T	52.800 7
8	1619	Kellan Wilhelm	TGR	9.200 7	7.700 7	8.200 10	9.300 7	8.800 8	8.600 7T	51.800 8
9	1621	Joshua Ramirez	Stick It	8.600 8	8.800 4	8.300 9	9.100 9	8.500 9	8.300 9	51.600 9
10	1612	Coy Sauceman	North Florida - OP	5.700 10	7.000 10	9.600 7	8.800 10	9.200 5T	5.700 10	46.000 10

2015 Gasparilla Men's Classic - C







Meet Results

Men / 6 / 6C C

Feb 27 - Mar 1, 2015

Session: 3C

Judge's Signatures

Rank	Num	Name	Gym							AA
1	1630	Max Rubin	Park Avenue	10.500 2	10.100 1	11.300 1	9.800 1	11.700 1	10.500 1	63.900 1
2	1624	Nick Bullard	North Florida - OP	10.300 3	9.400 3	10.300 3	9.700 2	10.100 2T	10.100 2	59.900 2
3	1625	Charlie King	Oldsmar	11.200 1	8.600 4	9.400 5	9.400 3	9.800 4	9.000 4	57.400 3
4	1628	Mason Manwaring	LaFleur's Tampa	7.300 7	9.800 2	10.400 2	8.700 7	10.100 2T	9.300 3	55.600 4
5	1622	Adam Douglas	TGR	8.300 4	8.100 5T	9.200 7T	8.900 6	9.200 5	7.800 5	51.500 5
6	1623	Jacob Altman	Chelsea Piers	7.600 5	8.100 5T	9.900 4	8.600 8	8.200 9	7.100 7	49.500 6
7	1627	Cooper Brown	North Florida - OP	7.400 6	6.800 7	9.200 7T	9.300 4T	9.000 7	7.700 6	49.400 7
8	1629	Sammy Travers	Apollo	7.100 8	6.200 8	9.300 6	9.300 4T	9.100 6	7.000 8	48.000 8
9	1626	Tyler Collins	Apollo	6.300 9	5.500 9	8.800 9	8.400 9	8.500 8	6.100 9	43.600 9

2015 Gasparilla Men's Classic - C







Meet Results

Men / 6 / 6C D

Feb 27 - Mar 1, 2015

Session: 3C

Judge's Signatures

Rank	Num	Name	Gym							AA
1	1634	Saran Alexander	ACE	10.800 2	10.700 1	11.900 1	9.700 1	10.900 2T	10.700 2	64.700 1
2	1639	Gavin Adkins	Sun Country	10.600 3T	8.600 9	11.600 2	9.500 2T	10.900 2T	11.000 1	62.200 2
3	1632	Joshua George	Sun Country	11.000 1	9.900 2	11.200 3	8.800 7	10.700 4	9.400 4	61.000 3
4	1635	Thomas O'Neil	ACE	10.100 5	9.200 6	11.100 4	9.500 2T	10.500 5	9.000 7	59.400 4
5	1633	Connor Grath	Gymnastics Plus	9.600 8	9.400 4	10.400 5	9.400 4	9.600 6	9.600 3	58.000 5
6	1637	Owen Clemans	Granite State	10.000 6	9.500 3	9.700 9	8.200 9	11.000 1	8.000 8	56.400 6
7	1631	Ryan Alexander	North Florida - OP	9.700 7	9.300 5	9.900 8	8.700 8	9.000 8	9.200 5T	55.800 7
8	1636	Callahan Blair	Apollo	7.000 9	8.700 8	10.300 6	9.200 5	9.300 7	9.200 5T	53.700 8
9	1638	Bodie Coffey	Granite State	10.600 3T	9.100 7	10.000 7	9.000 6	8.100 9	6.600 9	53.400 9







2015 Gasparilla Men's Classic - C

Team Results

Feb 27 - Mar 1, 2015

Page: 1
Printed: 3/1/2015 9:26:40 PM

Men / 6 / All Ages
Session: 3C

Rank	Gym	Team	Score						
1	North Florida - OP	6S	177.900	30.900 2	29.200 1	31.000 3	28.400 1	29.800 2	28.600 1
2	Sun Country	6S	177.700	31.200 1	27.000 2	33.500 1	27.600 3T	31.100 1	27.300 3
3	Gymnastics Plus	6S	168.800	27.500 3	26.000 4	31.300 2	28.100 2	27.800 3T	28.100 2
4	LaFleur's Tampa	6S	160.200	22.200 5	26.800 3	29.900 4	26.900 5	27.800 3T	26.600 4
5	Chelsea Piers	6S	153.400	25.400 4	23.600 5	28.800 5	26.800 6	25.200 6	23.600 5
6	Apollo	6S	147.500	20.400 6	21.900 6	28.400 6	27.600 3T	26.900 5	22.300 6

2015 Gasparilla Men's Classic

Meet Results







Feb 27 - Mar 1, 2015

Page: 1
Printed: 2/27/2015 8:35:11 PM

Men / 6 / 6F A

Session: 3F

Judge's Signatures

Rank	Num	Name	Gym							AA
1	2610	Nicholas Guerra	FGTC	11.300 1	11.000 1	10.200 1	9.600 2	10.500 1T	10.300 2	62.900 1
2	2604	Tommy Wells	South Florida	10.200 4T	9.900 2	9.700 2	9.700 1	9.600 3	11.100 1	60.200 2
3	2607	Jake Hynes	TAG USA	11.000 2	8.900 5	9.100 3	8.700 8T	8.300 6	9.900 4	55.900 3
4	2611	Franco Peirano	Coral Reef	10.300 3	9.000 4	8.600 4	9.500 3T	8.100 7	10.200 3	55.700 4
5	2603	Dakari Harleston	Extreme Air	10.200 4T	9.400 3	6.700 7	9.500 3T	9.500 4	9.000 6	54.300 5
6	2608	Dedrick Napper	North Florida - Jax	9.500 7	7.200 8	8.500 5	9.100 7	10.500 1T	8.700 8T	53.500 6
7	2602	Devon Sipe	Extreme Air	9.600 6	6.900 9	7.200 6	9.400 5	8.600 5	8.900 7	50.600 7
8	2605	Alexander Ashmore	Extreme Air	9.300 8	7.700 7	5.300 8	9.300 6	7.400 9	8.700 8T	47.700 8
9	2601	Nathan Rose	Fit Club	8.400 9	8.300 6	5.200 9	8.700 8T	7.500 8	9.100 5	47.200 9

2015 Gasparilla Men's Classic







Meet Results

Men / 6 / 6F B

Feb 27 - Mar 1, 2015

Session: 3F

Judge's Signatures

Rank	Num	Name	Gym							AA
1	2618	Kai Ramos	South Florida	11.300 1	8.300 7	10.900 1	9.600 2T	11.100 1	10.600 2	61.800 1
2	2615	Max Kephart	South Florida	11.200 2	10.500 1	10.000 3	9.900 1	8.600 7	11.300 1	61.500 2
3	2619	Danny Ferber	South Florida	10.000 6	10.300 2	10.700 2	9.300 5T	10.100 4	9.200 7	59.600 3
4	2617	Nick Livingston	Gallagher's	10.300 4T	9.800 4	9.400 5	9.400 4	10.600 3	9.800 4	59.300 4
5	2612	Jaden Morgan	Orlando Metro	9.900 7	9.400 6	9.700 4	9.300 5T	10.900 2	10.000 3	59.200 5
6	2621	Luis Fumero	Prestige Gymnastics	10.300 4T	10.100 3	8.500 7	9.600 2T	10.000 5	9.700 5	58.200 6
7	2620	Christian Estrada	Prestige Gymnastics	10.400 3	9.600 5	9.200 6	9.200 7	9.800 6	9.600 6	57.800 7
8	2622	Carlos Juarez-Pong	South Miami	8.100 8	8.000 8	7.000 8	9.000 8	7.200 8	8.100 8	47.400 8
9	2623	Michael Markus	South Miami	7.300 9	6.500 9	5.100 9	8.500 9	5.200 9	7.200 9	39.800 9

2015 Gasparilla Men's Classic







Meet Results

Men / 6 / 6F C

Feb 27 - Mar 1, 2015

Session: 3F

Judge's Signatures

Rank	Num	Name	Gym							AA
1	2614	Jayden Delgado	Prestige Gymnastics	10.800 1	10.200 3	10.800 1	9.500 2	11.000 3	10.800 1T	63.100 1
2	2631	Garrett Schooley	South Florida	9.900 5	10.500 1	10.700 2	9.100 5	11.800 1	10.800 1T	62.800 2
3	2630	Cristian Ramirez	CEGOY Mexico	10.400 3	9.500 5	9.000 8	9.700 1	11.600 2	9.300 6	59.500 3
4	2625	Colin Hafdahl	Gulf Coast	10.500 2	10.400 2	8.100 9	9.300 3	9.900 5	9.800 3	58.000 4
5	2627	Nicolas Santiago	Orlando Metro	8.900 8	10.100 4	9.800 3	9.200 4	9.700 6	8.800 8	56.500 5
6	2624	Hunter Shafer	Twisters	9.700 6	9.300 6	9.200 6	8.900 7	10.100 4	9.100 7	56.300 6
7	2629	Jacob Brooks	Gallagher's	10.200 4	8.300 9	9.300 5	8.800 8	9.500 8	9.700 4T	55.800 7
8	2642	Atario Brown	Nishida's	9.600 7	9.000 7	6.000 10	9.000 6	9.600 7	9.700 4T	52.900 8
9	2628	Jonathan Silkin	TAG USA	8.500 9	8.600 8	9.500 4	8.600 10	9.200 9	7.900 10	52.300 9
10	2626	Troy Sikora	Twisters	6.700 10	8.000 10	9.100 7	8.700 9	8.000 10	8.100 9	48.600 10

2015 Gasparilla Men's Classic







Meet Results

Men / 6 / 6F D

Feb 27 - Mar 1, 2015

Session: 3F

Judge's Signatures







Rank	Num	Name	Gym							AA
1	2632	Scott Smith	FGTC	11.600 1	10.600 4	10.400 4T	10.000 1	12.000 1	11.500 1	66.100 1
2	2634	Ricardo Matos	Prestige Gymnastics	10.900 3	11.400 1	11.300 1	9.200 4T	11.900 2	11.300 2	66.000 2
3	2640	Alexander Leal	Prestige Gymnastics	11.300 2	11.100 3	11.000 2	9.600 2	11.500 4	11.100 3	65.600 3
4	2633	Luis Diaz	FGTC	10.300 5	11.300 2	10.400 4T	9.400 3	11.600 3	10.700 4	63.700 4
5	2637	Zachary Schwartz	Orlando Metro	9.700 6	9.400 5	10.500 3	8.800 8T	10.000 6	10.300 5	58.700 5
6	2641	Raul Rafael	CEGOY Mexico	10.400 4	8.900 6	7.300 8	9.200 4T	10.100 5	9.000 6	54.900 6
7	2639	Danyal Ghadiali	TAG USA	8.400 9	8.300 7	8.000 6	9.100 6T	8.300 9	8.000 9	50.100 7
8	2635	Mauricio Pérez	CEGOY Mexico	9.200 8	6.500 8	6.000 9	8.800 8T	9.200 8	8.400 7	48.100 8
9	2638	Maddix Goldsberry-Simpson	Extreme Air	9.400 7	5.200 9	5.600 10	8.400 10	9.300 7	8.200 8	46.100 9
10	2636	Skyler Taylor	Gulf Coast	0.000 10	0.000 10	7.600 7	9.100 6T	0.000 10	0.000 10	16.700 10

2015 Gasparilla Men's Classic

Team Results

Men / 6 / All Ages
Session: 3F

Feb 27 - Mar 1, 2015

Rank	Gym	Team	Score						
1	Prestige Gymnastics	6S	195.100	33.000 2	32.700 2	33.100 1	28.700 3	34.400 1	33.200 1T
2	FGTC	6S	192.700	33.200 1	32.900 1	31.000 3	29.000 2	34.100 2	32.500 3
3	South Florida	6S	191.700	32.700 3	31.300 3	32.300 2	29.200 1	33.000 3	33.200 1T
4	Orlando Metro	6S	174.400	28.500 6	28.900 4	30.000 4	27.300 6	30.600 5	29.100 4
5	CEGOY Mexico	6S	162.500	30.000 4	24.900 6	22.300 6	27.700 5	30.900 4	26.700 5
6	TAG USA	6S	158.300	27.900 7	25.800 5	26.600 5	26.400 7	25.800 7	25.800 7
7	Extreme Air	6S	154.900	29.200 5	24.000 7	19.500 7	28.200 4	27.400 6	26.600 6